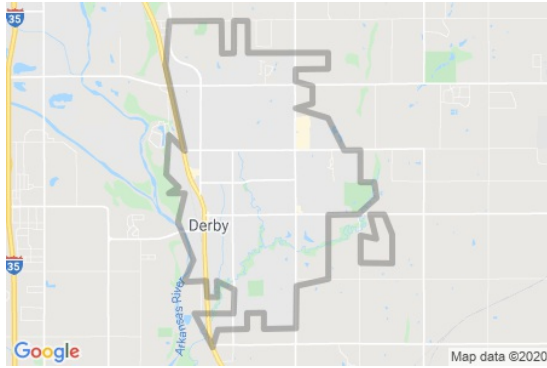


Derby

County: Sedgwick

City of Derby, Kansas

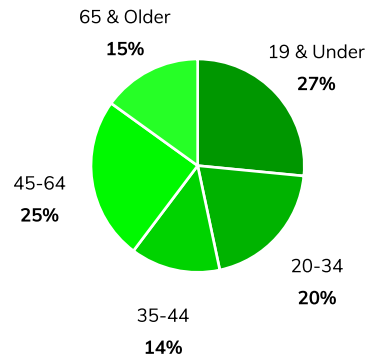
316-788-3081 | marciahartman@derbyweb.com



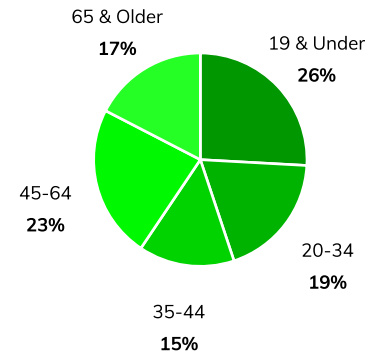
Source: ESRI®, 2020

Population

Population By Age 2020



Population By Age 2025



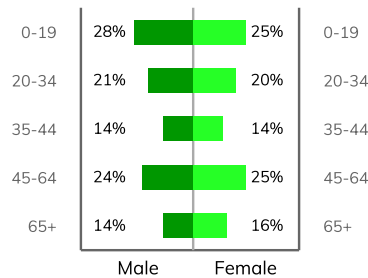
Population Overview

Population 2020:	24,279
Population 2025:	25,149
Female Population 2020:	12,322
Male Population 2020:	11,960
Diversity Index:	28


Population By Race

White:	91%
Hispanic or Latino:	7%
Two or More Races:	4%
Black or African American:	2%
Asian:	2%
Some Other Race:	1%
American Indian:	1%
Native Hawaiian or Pacific Islander:	Below 1%

Age & Gender 2020




Median Age 2020



Households



Total Families



Workforce

Total Workforce:	13,517
Employed:	89%
Unemployed:	11%

Average Daily Commute



Net Migration



Housing Overview

2020 Median Home Value:	\$178,657
2025 Median Home Value:	\$189,289
2020 Total Housing Units:	9,692
2020 Owner Occupied Units:	6,779
2020 Renter Occupied Units:	2,356
2020 Vacant Units:	557
2025 Total Housing Units:	10,088
2025 Owner Occupied Units:	6,936
2025 Renter Occupied Units:	2,356
2025 Vacant Units:	594

Employment by Industry


Manufacturing:	2,592
Health Care/Social Assistance:	1,626
Educational Services:	1,511
Retail Trade:	961
Public Administration:	822
Construction:	673
Professional/Scientific/Tech Services:	552
Accommodation/Food Services:	532
Finance/Insurance:	477
Other Services:	426
Admin/Support/Waste Management Services:	422
Transportation/Warehousing:	393
Wholesale Trade:	309
Arts/Entertainment/Recreation:	245
Real Estate/Rental/Leasing:	212
Information:	187
Utilities:	58
Management of Companies/Enterprises:	25
Agriculture/Forestry/Fishing/Hunting:	14
Mining/Quarrying/Oil & Gas Extraction:	1

Income

Median Household Income



Average Household Income



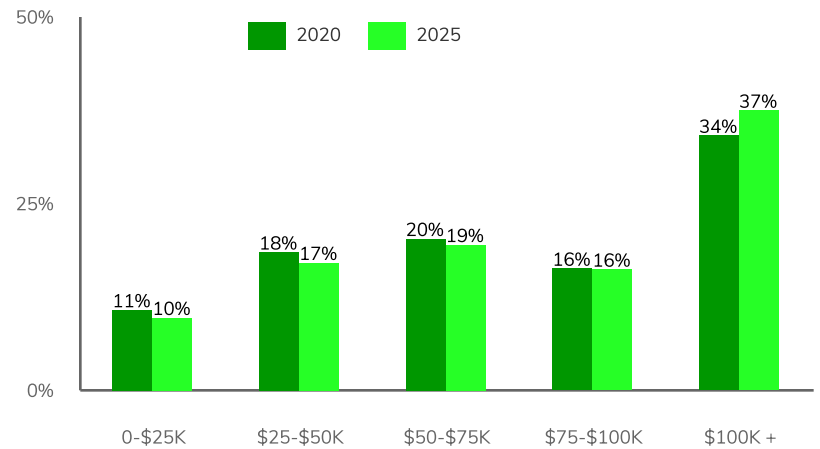
Per Capita Income



Income Growth

Per Capita Income Annual Growth Rate	1.93%
Median Household Income Annual Growth Rate	1.01%

Household Income Distribution

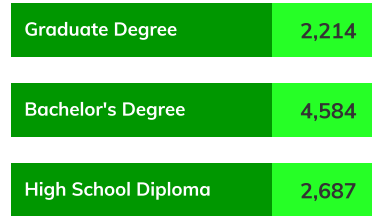


Description

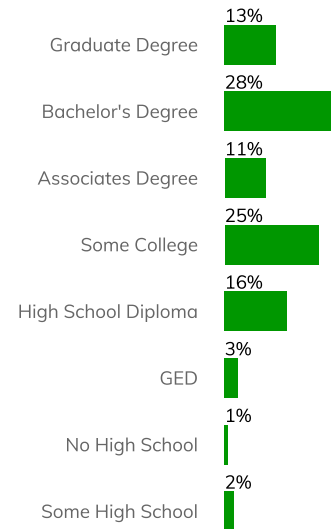
Located in southeast Sedgwick County, Derby is the 2nd largest city in the Wichita Metropolitan Statistical Area (MSA) and is home to more than 24,000 residents. With a wide range of retail, service and manufacturing businesses, Derby has a reputation for quality living and for being progressive while maintaining the practical sensibility for which Kansas is known. Derby offers the best of small-town values combined with the resources of a progressive and growing community. Derby's ability to carve out a distinctive identity within the metro community has been a major factor in earning Derby its reputation as a great place to be. Its outstanding school system, community amenities, extensive parks and bike paths, low crime rate, friendly atmosphere, and commitment to excellence have all helped Derby mature into a premier community. Our vision is to be a community where dreams take root and thrive. Our mission is to create vibrant neighborhoods, nurture a strong business community, and preserve beautiful green spaces. Derby is a city large enough to have all the amenities you need, yet still small enough to feel like home. This is a place where you can raise your family, grow your business, and retire in a community you'll love forever - Derby truly is the place to be.

Education

Education Levels



Education Attainment 2020



Source: ESRI®, 2020