







# Derby's Historic Landmarks



## Map Key

-  Car Route
-  Bike Path/Sidewalk
-  Bike Path/Street
-  Landmark
-  City Park
-  Restroom

Enjoy the landmarks by either bike or car. The majority of the bike route is on sidewalks with the exception of a small portion of residential streets leading to the Lauber Farm and Silo landmark. The bike route is a total of 3.5 miles.